



30 West Beaver Creek Road, Unit 1

Richmond Hill, Ontario L4B 3K1

Tel: 289-597-7288

Fax: 289-597-7388

Email: [info@linencloset.ca](mailto:info@linencloset.ca)

[www.linencloset.ca](http://www.linencloset.ca)

## **Table Linen Sizing Chart**

This sizing chart will assist you in determining the correct size linens for ordering. Choose the size of the table you need to cover, then select the tablecloth size that best suits your needs.



**72" Round Table**

- **132" round touches the floor on all sides. Recommended for formal events.**
- *120" round will create a 24" drop over the table, must add a 132" round base cloth underneath.*
- *108" round will create an 18" drop over the table, must add a 132" round base cloth underneath.*
- *90" round will create a 9" drop over the table. Sheer or solid 90" round looks great over 132" round base cloth.*



**66" Round Table**

- **132" round puddles on the floor. Recommended for formal events.**



**60" Round Table**

- **132" round puddles on the floor. Recommended for formal events.**
- **120" round touches the floor on all sides. Recommended for formal events.**
- *108" round will create a 24" drop over the table - must use a 120" round base cloth underneath.*
- *90" round will create a 15" drop over the table - must use a 120" round base cloth underneath.*



**54" Round Table**

- **120" round slightly puddles on the floor. Recommended for formal events.**
- **108" round will create a 27" drop over the table - must use a 120" round base cloth underneath.**
- *90" round will create an 18" drop over the table - must use a 120" round base cloth underneath.*







**48" Round Table**

- **108" round just touches the floor. Recommended for formal events.**
- *90" round will have a 21" drop over the side - must use a 108" round base cloth underneath.*



**36" Round Table**

- **108" round puddles on the floor.**
- *90" round will create a 27" drop over the side - must use a 108" round base cloth underneath.*

 <p><b>30" Round Table</b></p>	<ul style="list-style-type: none"> <li>• <b>90" round covers the entire table and just touches the floor on all sides.</b></li> </ul>
 <p><b>Cocktail Table</b></p>	<ul style="list-style-type: none"> <li>• <b>132" round puddles on the floor. Recommended for formal events.</b></li> <li>• <b>120" round covers the entire table touches the floor on all sides. Recommended for formal events.</b></li> <li>• <i>90" round with a 120" round base cloth underneath.</i></li> </ul>
 <p><b>8' Banquet Table</b></p>	<ul style="list-style-type: none"> <li>• <b>102" x 156" rectangle puddles on the floor.</b></li> <li>• <b>90" x 156" rectangle covers the table. This cloth touches the floor on all sides.</b></li> <li>• <i>132" round makes a great flounce over a 90" x 156" base cloth.</i></li> <li>• <i>120" round, 108" round, 90" and 60" also make decorative topper that can be folded or laid flat over a base cloth.</i></li> </ul>
 <p><b>6' Banquet Table</b></p>	<ul style="list-style-type: none"> <li>• <b>90" x 156" will puddle on the floor &amp; the ends of the table will be slightly longer.</b></li> <li>• <b>90" x 132" rectangle covers the table. This cloth touches the floor on all sides.</b></li> <li>• <i>132" round will fully cover this table, with two sides being puddle under the table.</i></li> <li>• <i>60" x 120" rectangle creates a drop over the side that hangs close to the floor.</i></li> </ul>